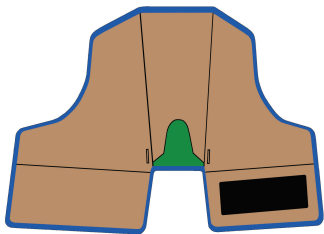
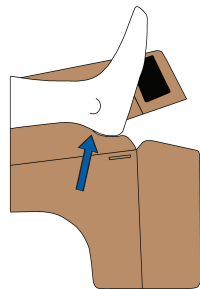




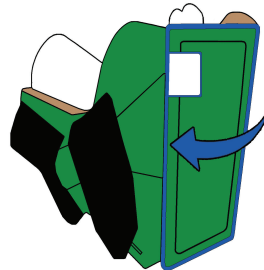
## Instructions for Use



**1** Place flattened boot on support surface under patient's leg.



**2** Align ankle bone with arc of "V" cut at heel opening.

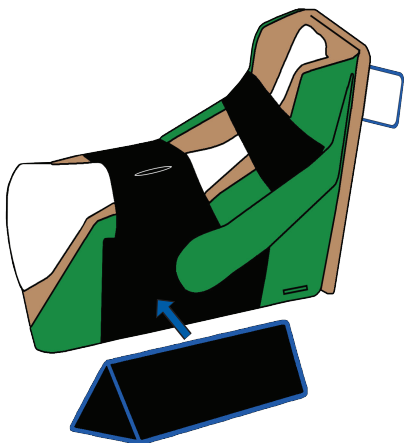


**3** Fold sides up around leg and assemble foot gate to custom fit.



**4** Attach and adjust straps around leg and foot for snug, comfortable fit.

## Anti-Rotation Wedge



Attach wedge to sides of boot to prevent leg rotation.

Cleaning Instructions: Use damp cloth to wipe clean.

**CAUTION:** DO NOT walk or stand while wearing product.

Include skin inspections, proper nutrition, and turning schedules as part of a balanced wound care management program. Follow facility protocols when assessing patient's skin.

# TruVue™ STANDARD SIZE

Recommended for prevention and treatment of pressure ulcers.



## For Use with Tubing

- 1 Run tubing through one of the side ports or through the shin strap, ensuring the tubing is not kinked or touching patient's skin. **Do not use heel opening as tube port.**
- 2 If needed, excess tubing may be tucked along the inner edge of the boot to avoid skin contact.

MADE IN USA



CE TSWP-Rev. 04

SIZE	CALF CIRCUMFERENCE (inches)	CALF CIRCUMFERENCE (centimeters)	PRODUCT CODE
Petite	7-12.5	17-32	HTRUVUEPW
Standard	13-18	33-45	HTRUVUESW
Extra Large	18.5-25.5	46-64	HTRUVUEXW



Latex Free

Patent Pending

Single Patient Use

**EHOB®**  
prevention • treatment • solutions